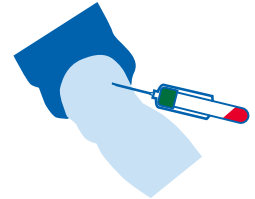
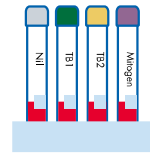


QuantiFERON[®]-TB Gold Plus blood collection



Blood collection

1. Label QFT-Plus Blood Collection Tubes appropriately.
Important: QFT-Plus Blood Collection Tubes should be at room temperature at the time of blood collection.
2. Collect 1 ml of blood by venipuncture directly into each of the QFT-Plus Blood Collection Tubes.
 - 2a. As 1 ml tubes draw blood relatively slowly, keep the tube on the needle for 2–3 seconds once the tube appears to have completed filling.
 - 2b. The black mark on the side of the tubes indicates the validated range of 0.8–1.2 ml. If the level of blood in any tube is outside of the indicator mark, a new blood sample should be obtained.
 - 2c. If a “butterfly needle” is being used to collect blood, a “purge” tube should be used to ensure that the tubing is filled with blood prior to the QFT-Plus Blood Collection Tubes being used.




Tube shaking

1. Immediately after filling the tubes, shake them ten (10) times just firmly enough to ensure the entire inner surface of the tube is coated with blood. This will dissolve antigens on tube walls.
Important: Overly vigorous shaking may cause gel disruption and could lead to aberrant results.



Shipping and incubation

1. QFT-Plus tubes must be transferred to a 37°C ±1°C incubator within 16 hours of collection.
2. Option 1 – Incubate QFT-Plus Blood Collection Tubes at the blood collection site.
 - 2a. If tubes are not incubated immediately after blood collection, remix tubes by inverting ten (10) times immediately prior to incubation.
 - 2b. Incubate tubes UPRIGHT at 37°C ±1°C for 16–24 hours.
Technical tip: Label tubes as “Incubated”.
 - 2c. After incubation, tubes may be held between 4–27°C for up to 3 days prior to centrifugation at the testing laboratory.
3. Option 2 – Incubate QFT-Plus Blood Collection Tubes at the testing laboratory.
 - 3a. Ship tubes to the testing laboratory at room temperature.
Technical tip: label tubes as “Not Incubated”. Tubes must be incubated at the laboratory within 16 hours of collection and should be remixed immediately prior to incubation.



WARNING!
Standard blood handling precautions apply.



For comprehensive instructions for use, refer to the QuantiFERON-TB Gold Plus ELISA and QuantiFERON-TB Gold Plus Blood Collection Tubes Instructions for Use.

For up-to-date licensing information and product-specific disclaimers, see the respective QIAGEN kit instructions for use or user operator manual. QIAGEN instructions for use and user manuals are available at www.qiagen.com or can be requested from QIAGEN Technical Services (or your local distributor).

Trademarks: QIAGEN®, Sample to Insight®, QFT®, QuantiFERON® (QIAGEN Group). Registered names, trademarks, etc. used in this document, even when not specifically marked as such, are not to be considered unprotected by law.

1130253 PROM-21858-001 01/23 © 2023 QIAGEN, all rights reserved.

Ordering www.qiagen.com/shop | Technical Support www.support.qiagen.com | Website www.qiagen.com